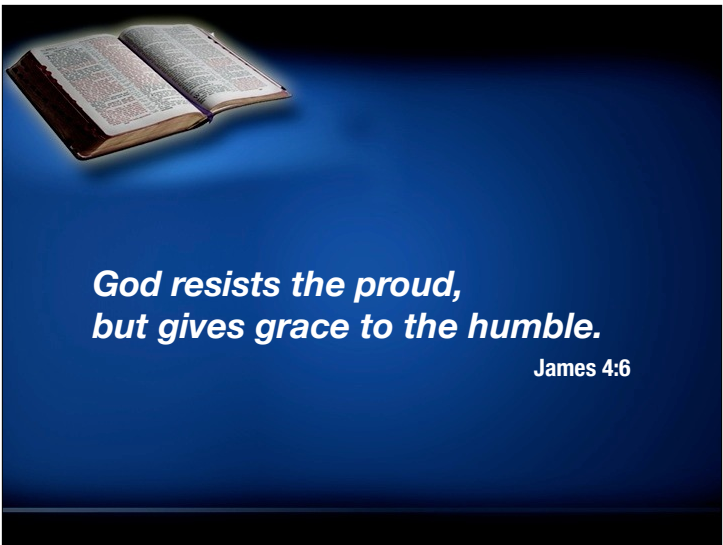




Before you begin ...



- **Count the cost**
- **Make the commitment**



Step 1:

Get Help

- **Family**
- **Church**
- **Homeschooling Community**
- **Other Helps**






*If any of you lacks wisdom,
let him ask of God ...
and it shall be given him.*

James 1:5

Step 2:

Choose and Order Curriculum



WHAT TO CONSIDER:


- **God's wisdom**
- **Child's learning style**
- **Your learning style, personality, budget**
- **What others are doing and have done**

Step 2:

Choose and Order Curriculum

TYPES OF CURRICULUM:

- Traditional
- Programmed
- Technological
- Thematic - Unit Study
- Classical



Step 2:

Choose and Order Curriculum

- Start as simple as possible
- Order in a timely manner





... many have taken in hand to set forth in order a declaration of those things which are most surely believed among us ... it seemed good to me also ...

Luke 1:3

Step 3:

Develop a Written Educational Philosophy & Plan



- Why?
- Who?
- What?
- When?
- Where?
- How?



*Where no counsel is, the people fall:
but in the multitude of counselors
there is safety.*

Proverbs 11:14

*Bear one another's burdens,
and so fulfill the law of Christ.*

Galatians 6:2

Step 4:

Join H.S.L.D.A. (Home School Legal Defense Association)

Worth the investment!

HOME SCHOOL
LEGAL DEFENSE
ASSOCIATION



Advocates for Family & Freedom





*Render to Caesar
the things that are Caesar's.*

Mark 12:17

*Let every soul be subject
to the higher powers ... the powers
that be are ordained of God.*

Romans 13:1

Step 5:

Take Care of the Legal Requirements

MASSACHUSETTS



- 6 years old by Dec. 31 to 16 years old
- 180 days / 900 hrs. / 990 hrs.
- Approved in advance*
 - Don't have to wait
 - Burden of proof
- No required home visits

Step 5:

Take Care of the Legal Requirements

- Open & Honest
- Good Conscience





*Be diligent to know
the state of your flocks.*

Proverbs 27:23

*Go to the ant ... consider her ways,
and be wise: which ... provides her
food in the summer.*

Proverbs 6:6-8

Step 6:

Evaluate and Prepare



- **Yourselves**

Step 6:

Evaluate and Prepare



- **Yourselves**
- **Your children**

Step 6:

Evaluate and Prepare



- **Yourselves**
- **Your children**
- **Your home**

Step 6:

Evaluate and Prepare



- **Yourselves**
- **Your children**
- **Your home**
- **Your tools**

Step 6:

Evaluate and Prepare



- **Yourselves**
- **Your children**
- **Your home**
- **Your tools**
- **Your records**

~~Teacher's Plan Book~~ Daily Record



*Now perform the doing of it; that as
there was a readiness of the will,
so there may be a performance ...*

2 Corinthians 8:11

Step 7:

Get Started



- **Be faithful**
- **Be flexible**

Sample Schedule

8:00 a.m. - Breakfast, Bible / devotions

8:30 a.m. - Instruction

12:00 noon - Lunch

1:00 p.m. - Flexible Time:

music lessons, chores, reading,
projects, (possibly play), etc.

3:00 p.m. - Free time

Your **FIRST DAY**

***Make it fun
and memorable!***



Your **FIRST WEEK**

***Start simple and
find out what “works”***



Your **FIRST MONTH**

*Work up to full speed,
remain flexible, and
CELEBRATE!*



What to Expect



More Info?

masshope.org

hslda.org

jess.mura@gmail.com